

Boldrewood Innovation Campus

No access from
Oaklands Way
to Boldrewood

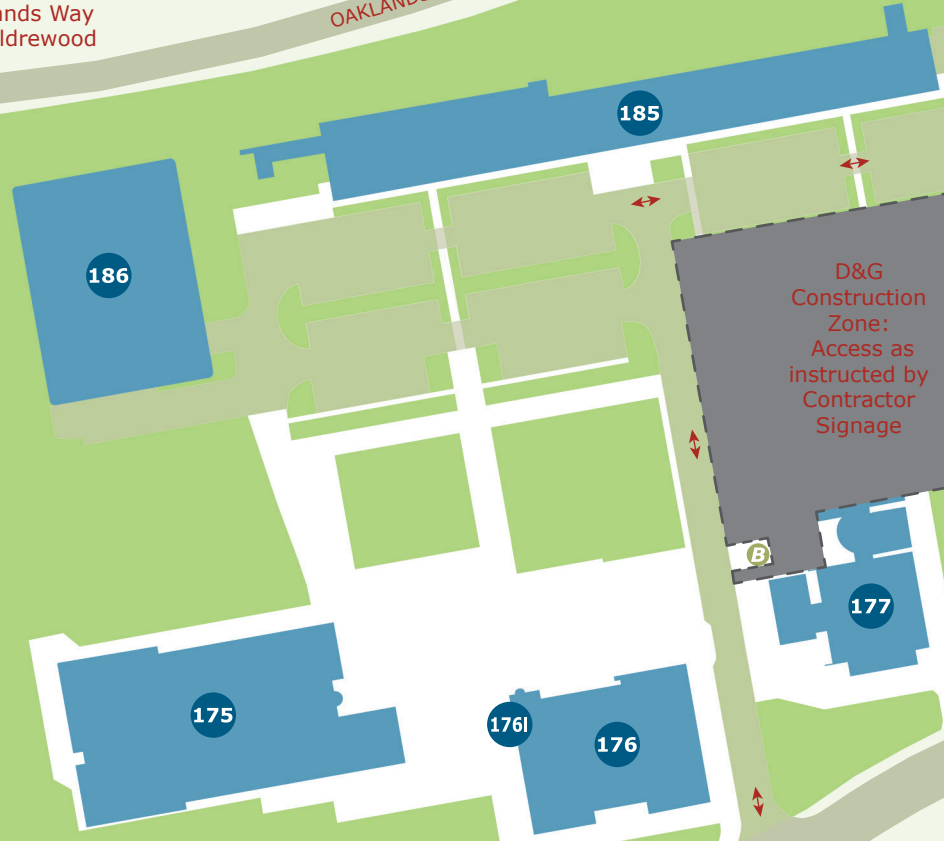
Emergency Access
Only

OAKLANDS WAY

BASSETT CRESCENT EAST

BASSETT AVENUE

BURGESS ROAD



- Construction Zone
- Building numbers
- Street Address Building numbers
- Car Park (Permit holders only)
- Bicycle Storage

Map for illustrative purposes only. Whilst every care has been taken to ensure information is correct upon going to press, we cannot guarantee that inaccuracies will not occur. Please keep us updated by sending comments to carto@soton.ac.uk

Boldrewood Innovation Campus

No access from
Oaklands Way
to Boldrewood

Emergency Access
Only

OAKLANDS WAY

BASSETT CRESCENT EAST

34BCE

185

186

D&G
Construction
Zone:
Access as
instructed by
Contractor
Signage

U2
U6
U9



BASSETT AVENUE

175

176I

176

177






B

BURGESS ROAD

U2
U6
U9



0 50metres

-  Construction Zone
-  Building numbers
-  Street Address Building numbers
-  Car Park (Permit holders only)
-  Bicycle Storage

Map for illustrative purposes only. Whilst every care has been taken to ensure information is correct upon going to press, we cannot guarantee that inaccuracies will not occur. Please keep us updated by sending comments to carto@soton.ac.uk